

Standardised documentation of Eye Intravitreal injections: A Quality Improvement Project

Dr Tong Wei Han, Dr Yuen Yew Sen, Ms Punitha, Dr Diana Santos



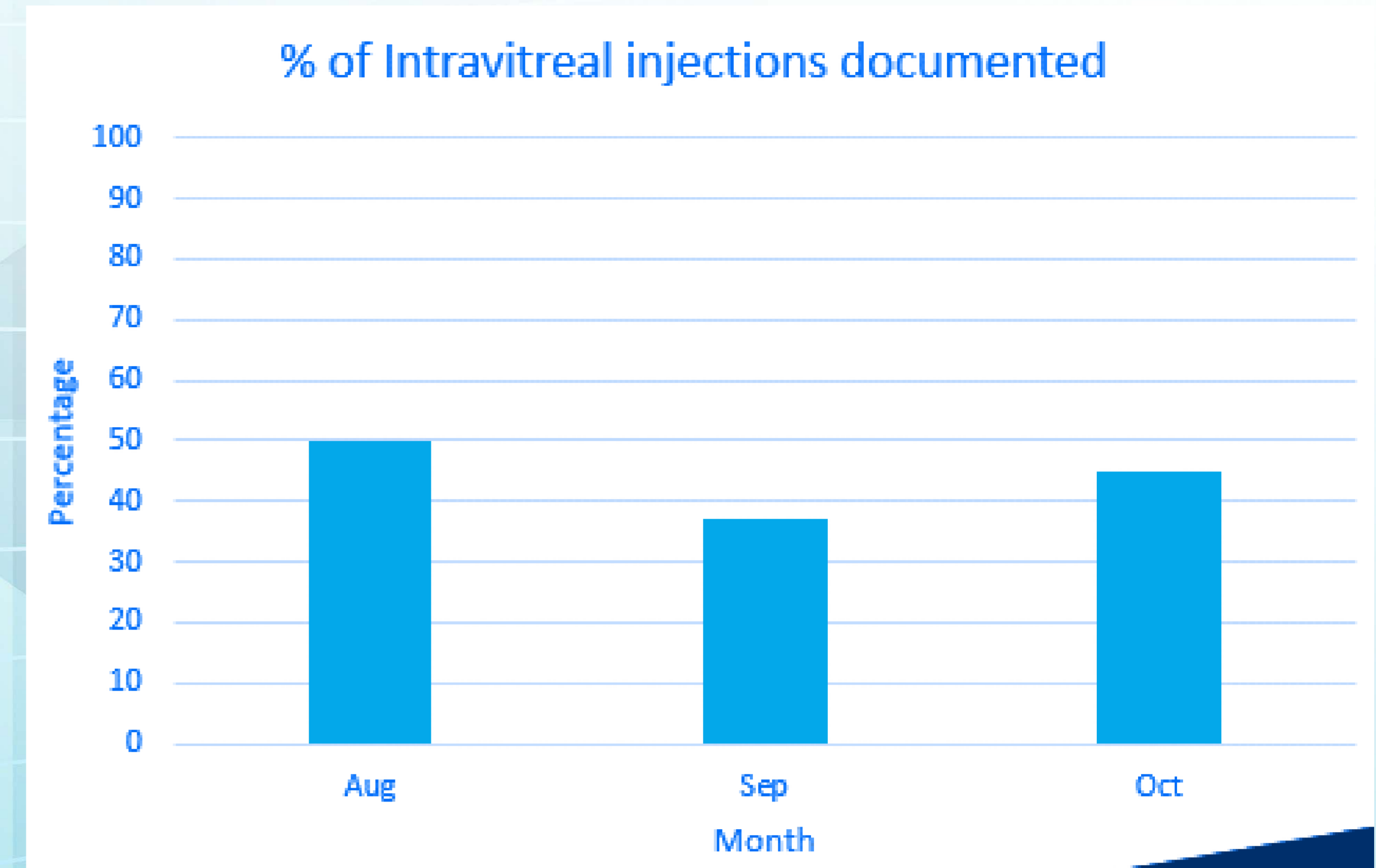
National University Hospital



Problem/Background

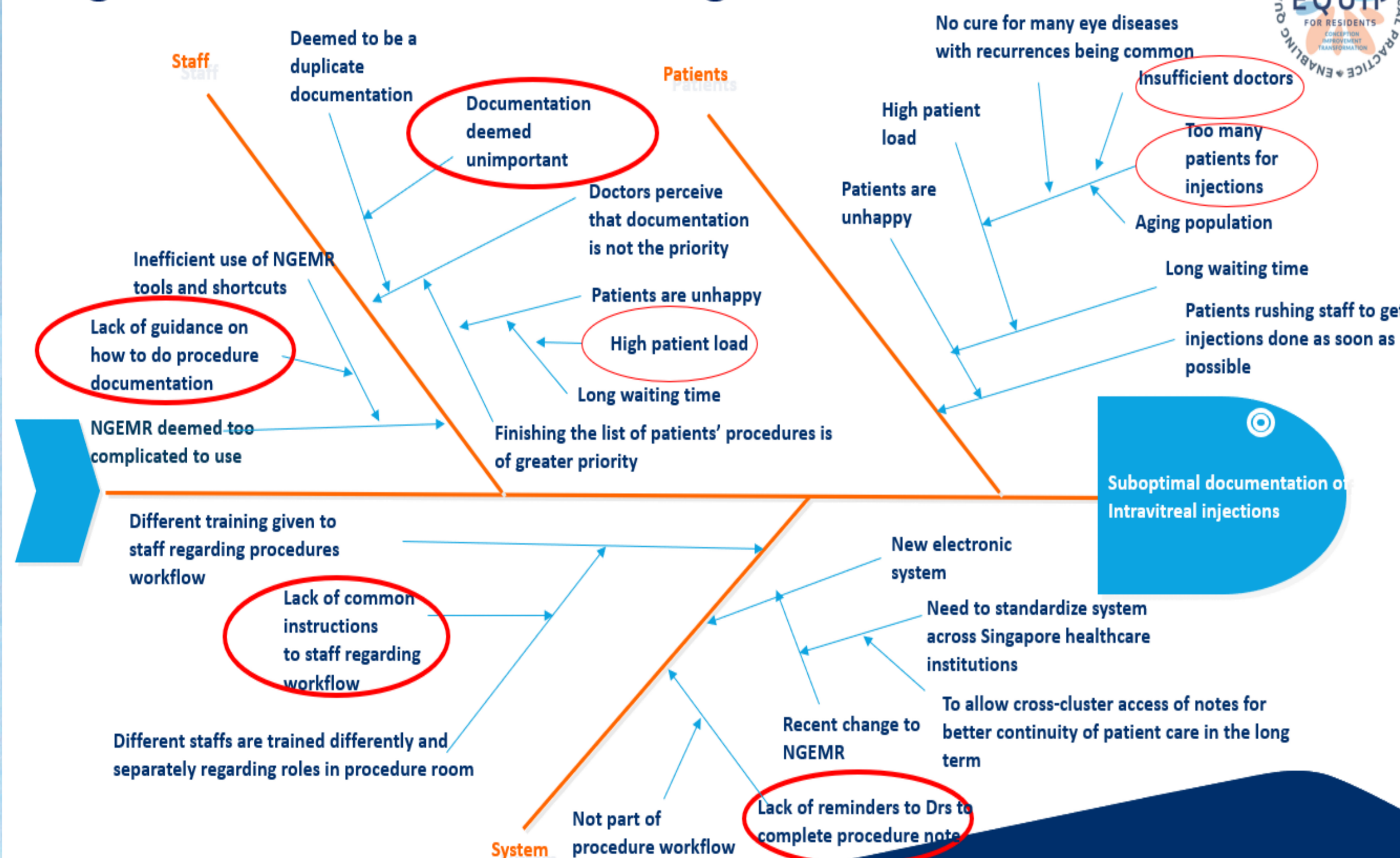
- Intravitreal injections are commonly used for various eye conditions: age-related macular degeneration, diabetic macular edema, retinal vein occlusion, myopic choroidal neovascularization, polypoidal choroidal vasculopathy.
- Treatment regimens often require planning of the intervals between each injection (eg. Decrease/increase/maintain the time in between injections)
- Based on clinical status, injections are planned for and repeated at either shorter/longer/same time intervals
- Current documentations are not consistent or standardised, with documentations done in different areas on NGEMR, in different formats

Baseline Data

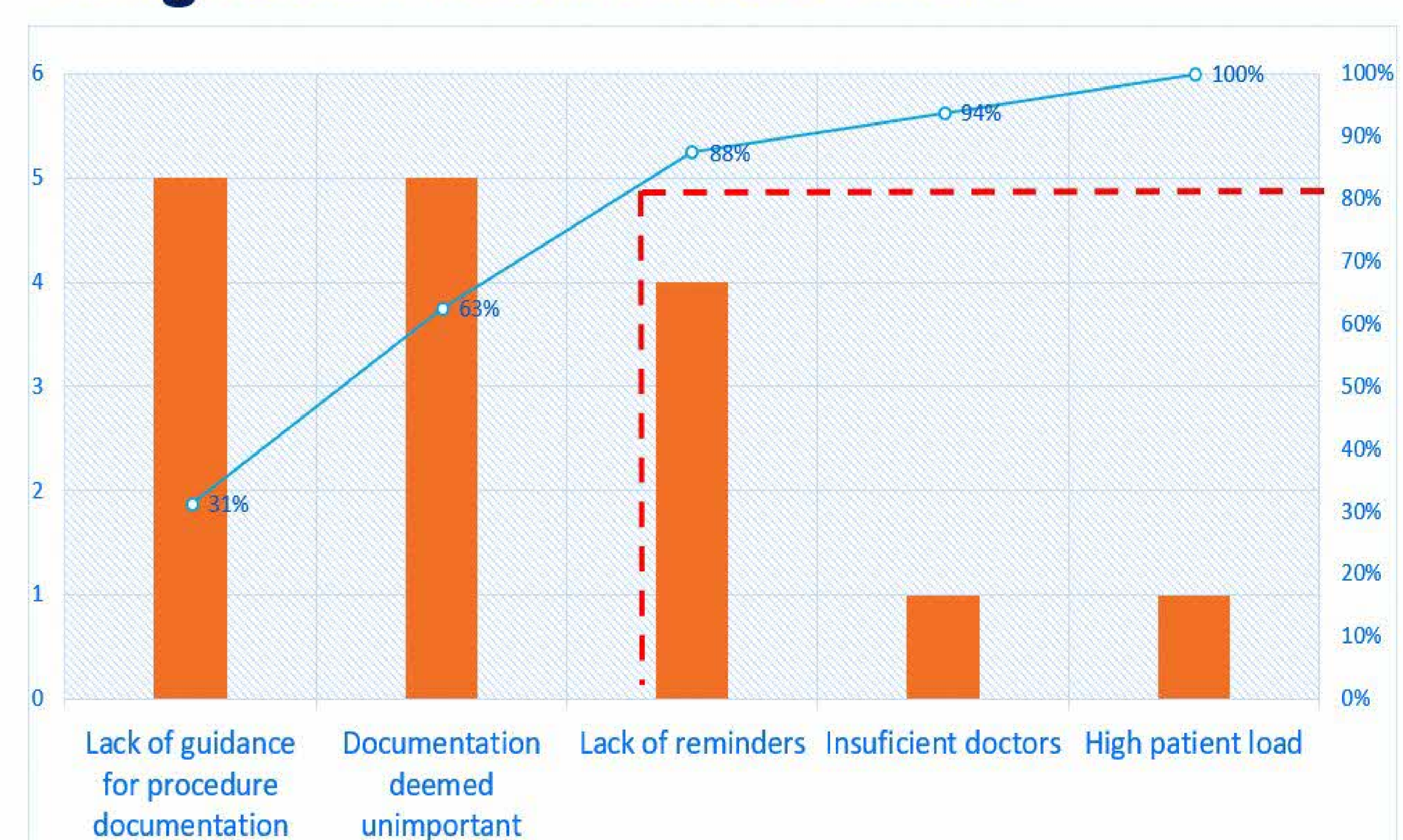


Based on data collected in Aug – Oct 2022, documentation rates can go below 50%. Documentations are not standardised, with documentations done in different areas on NGEMR, in different formats

Diagnosis: Cause and Effect Diagram



Diagnosis Phase: Pareto Chart



Analysis of Main Root Causes

1. Documentation is deemed unimportant
2. Lack of guidance for procedure documentation and for efficient NGEMR system usage
3. Lack of reminders/checks to complete procedure note

Results

Our intravitreal injection procedure documentations are now standardised and documented consistently within the same area on the electronic system. This allows easier access to previous procedure notes during consultation, improving consultation times and patient satisfaction and safety.

Sustainability

- Standardised area of documentation of IVT procedures under Imaging/Procedures tab
- All doctors expected to have 100% documentation rates for all IVT procedures
- Nurses check for documentation note completion and remind doctors at the end if that is not completed as part of the end-of-procedure workflow
- Doctors' documentations are audited regularly and reminders sent to them if any are missed
- Aim to automatically export above documentation data from NGEMR for auditing

Interventions

1. Educate doctors that do intravitreal injections
2. Provide guidance on the standardised format for injections and to optimise for efficient/easier NGEMR use
3. Reminders at end of procedure workflow regarding documentations and ongoing monitoring for compliance

